


HCM350+

Guest Room Plus Controller



HCM350+ controller is an integrated KNX enabled device that enables implementation of most of automation scenarios for new buildings and for refurbishments (lighting, air conditioners, heaters, curtains, security systems, locks, audio systems, sensors etc).

HCM350+ controller has been developed exclusively for smart space automation (hotel rooms, public area lighting, villas, commercial areas) as a result of an expertise spread to many years and an innovative approach.

HCM350+ controller's extensive functions will provide the flexibility to adapt control scenarios that would fit many use cases.

Product Specification


Product Name	HCM350+
Power supply	DC 24V ± 20% 0.5A
Relay outputs	13 x NO, 2 x NO+NC and 3 x NO (FCU speed) relays
Digital inputs	8 inputs (with short circuit and broken cable detection) + 1x IR teaching input
Analog outputs	8 x PWM / IR Sink Analog outputs
Fancoil controller	2/4 pipe, 3/4 speeds, 0-10V/PWM valve control
Ethernet	1x 10/100
USB port	Micro-B USB (for firmware update)
RS485 Interface (Modbus)	8x independent ports
KNX support	Default (Twisted Pair)
RS-232 Interface	1x D-SUB 9 pin female connector
Dimmer	2x 300 W each
Operating Temperature Range	0 °C...+45 °C
Storage & Transportation Temperature	-10 °C...+70 °C
Maximum Air Humidity	90%
Case material	Plastic DIN Rail mounting
Dimensions (W x H x D)	340 x 93 x 62 mm
Protection Level	IP20

Product Features

Web interface to configure, monitor and control the controller and connected devices
Built-in real time clock and back-up battery to restore status at power cut-off
LED indication of digital inputs and outputs
Supports occupancy detection scenarios and works in harmony with RealPresence+ , an innovative occupancy sensor
PWM / IR / Analog outputs for Valves, LED lighting dimming, audio volume, etc.
Complex scenarios such as control of welcome, goodbye, switching of lights / electrical sockets, actuators, fan coil units, HVAC and more
Compatible with various security and energy saving sensors (fire, smoke, heat, gas, water/flood, laser sensors, magnetic door/window switches etc)
8 digital inputs with sense of line damage (short circuit and open circuit) and internal ADC (Indicate input and output states with LEDs with special blinking pattern to indicate short circuit and open circuit alarm cases)
Manual override buttons to control outputs
8 independent RS485 channels for connectivity with products such as touch panels, door panels, occupancy sensors, and third party devices such as energy meters (up to 64 external devices per controller)
ZigBee Add-On Module available
Over voltage protection
Ethernet 10/100 (Modbus TCP, HTTP)
Update firmware via USB and Ethernet
Dimmer: Short-Connect protection, Over voltage protection, Over temperature protection
Available options with 12 and 16 digital inputs

HCM350+

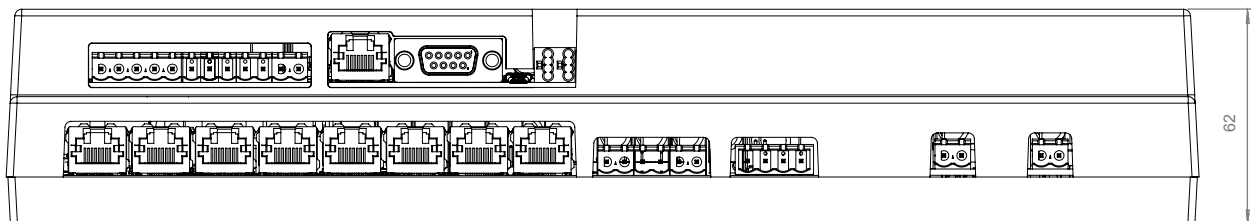
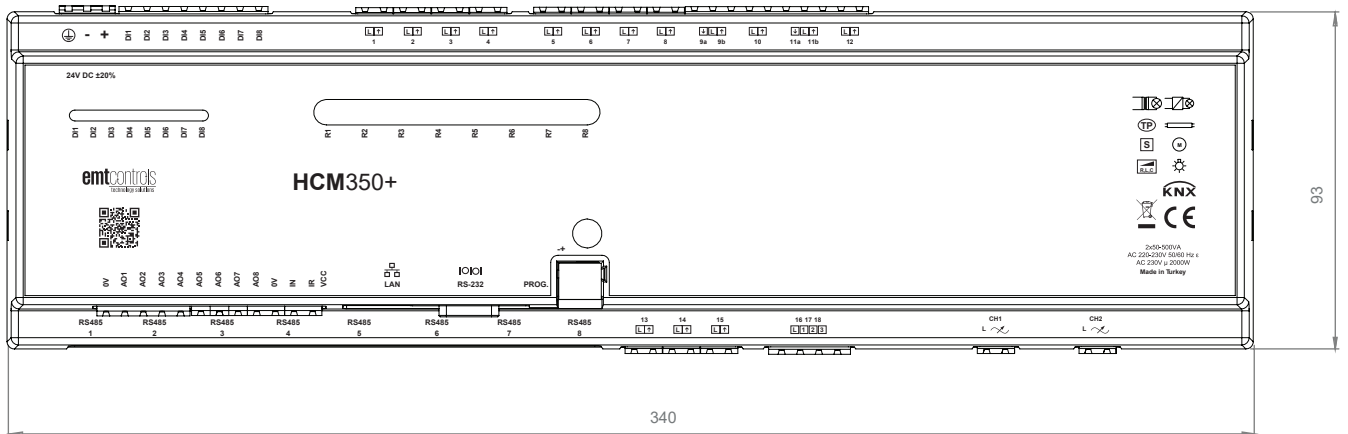
Guest Room Plus Controller



Installation


Independent device to be mounted inside distribution boxes or electrical panels.

Dimensions

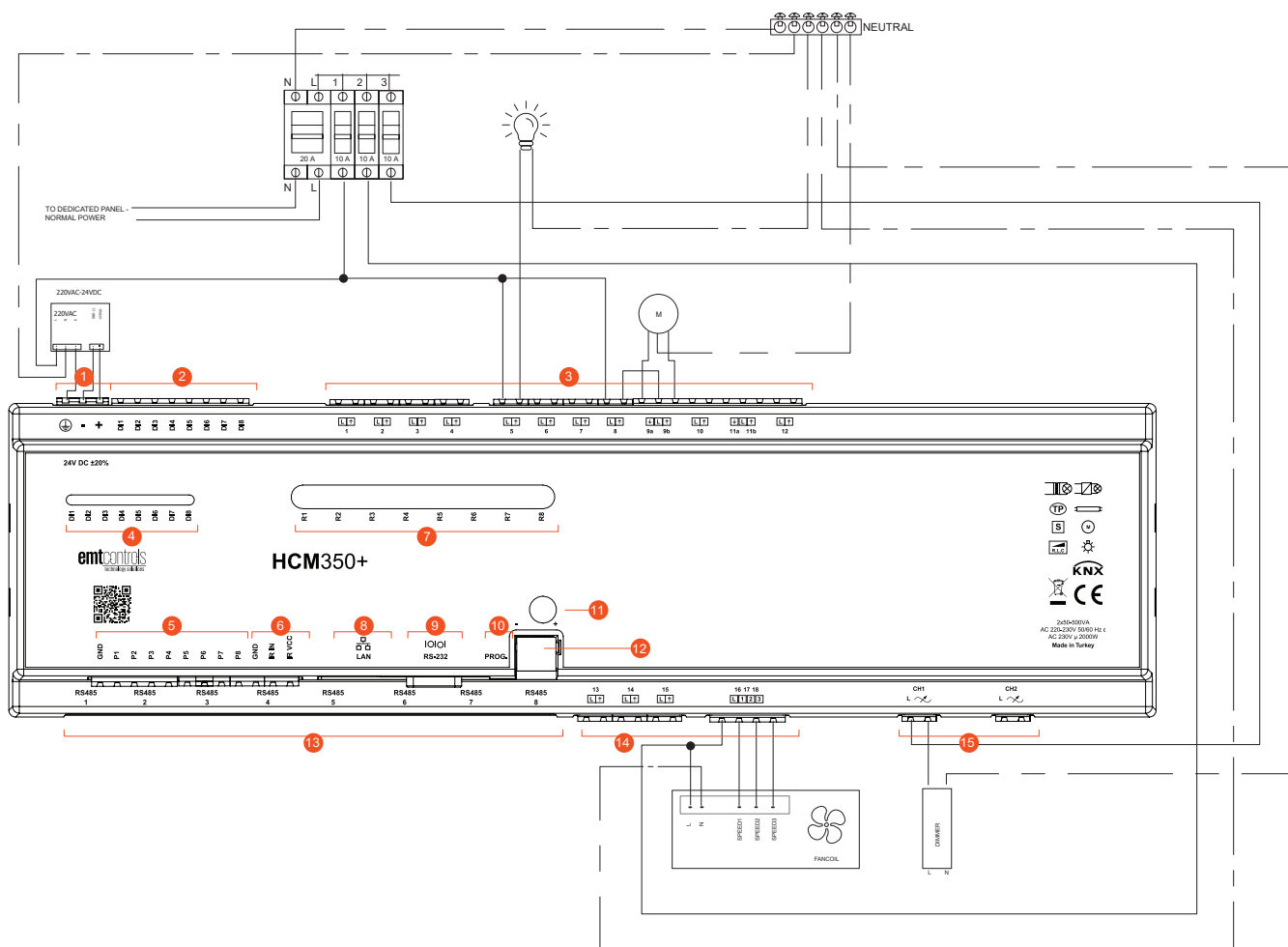
 Top & Side views (mm) (as mounted on the DIN Rail)

HCM350+

Guest Room Plus Controller



Wiring Diagram



Loading Type

Fancoil Unit	Relay 16-18
Lighting	Relay 1-15
Curtain	Relay 9a-9b, 11a-11b

Product Functions

- | | | |
|------------------------------|---|---------------------------------|
| 1 Power Connector | 6 IR Control Block | 11 Factory reset button |
| 2 Digital Inputs 1..8 | 7 Digital Outputs manual operation keys | 12 KNX TP1 Connector |
| 3 Digital Outputs 1..12 | 8 Ethernet 10/100 RJ45 Connector | 13 RS485 Channels 1..8 |
| 4 Digital Inputs Status LEDs | 9 RS232 interface | 14 Digital Outputs 13..18 |
| 5 Analog Outputs 1..8 | 10 Micro USB for programming | 15 Dimmer Channel (CH1 and CH2) |